



INAMOS

Yateley Manor's Weekly Newsletter • www.yateleymanor.com

Vol. 37 Issue No. 33 • 22nd June 2020

Yateley Manor Award

Many congratulations to the following senior pupil who has achieved his Yateley Manor Award:

Bronze **Oliver Rowan**

Happy Birthday

Tess Fellows 4
Kayleigh Haines 10
Maxwell Hillier 8
Ben Mason 6
Dan Nenguke 11
Leela Sachdev 7
Daniel Shek 11
Cara Steel 12
Sam Summers 11



Return of the Whole School

We are truly thrilled to be welcoming all year groups back to school next week for the final week of term.

Although there are plenty of special measures in place and school will not feel quite the same as usual it will be lovely to have the whole community together again and for all areas of the school to ring to the sound of the children's voices and laughter.

After all the hard work that children and staff have put in during Remote Learning we hope that everyone has a wonderful final week of term.



First Mathematics Challenge

What better way to end an extraordinary year than with excellent results from the Year 3 and 4 children who took part in the First Mathematics Challenge. This year was slightly different as pupils sat the challenge online. They were presented with a total of twenty multiple-choice questions of increasing difficulty and they had 45 minutes to answer as many questions as they could. The aim of the challenge is to encourage children to think outside the box and approach questions in a logical manner. We are delighted that so many children achieved certificates. Well done to the certificate winners and to all the children who took part:

Gold: **Garet Anderson, Ryan Anderson, Sonny Alexander, Anishan Barathan, Jake Boston, Maia Cella Walker, Sam Codd, Jasper Dobson, Charlie Everest, Harry Hennessy, Rex Holden, Esther O'Donoghue, Aaron Shahi, George Smee, James Stuart-King**

Silver: **Michelle Adeola, Charlton Ivory, Sam Barnes, Evan Bristow, Thomas Bristow, Lola Coxon, Edward Harding, Maniska Khadka, Kayan Sachdev, Abigail Scragg, Anish Shinto, Hayden Tan**

Bronze: **Alex Ng, James McGinty, Oscar Tarry**

Virtual Sports Day

Our Sports Days were a tremendous success with the children both in school and at home taking part in a variety of sporting activities and having great fun.

Nursery ran several races including an obstacle race, mini hurdles, bean bag balancing and sprints. It is always fantastic to see the enthusiasm and joy that they find in taking part.

Pre-Prep had a staggered event with some races taking place in the morning and some in the afternoon. The children were put in teams



within their bubbles and ran

traditional relay races including egg and spoon, sack race and a water relay. They also ran sprint races.

Year 3 upwards took part in a Virtual Sports Day with a series of events throughout the day. Athletics activities were in the morning followed by Beat the Teacher in which a variety of challenges were set for the children to try. The afternoon featured a range of fitness exercises which were based on repetitions. (Continued on page 8)



Uniform for Next Year

Due to the current COVID 19 social distancing restrictions and the limited space within the school shop, we are unfortunately unable to operate the uniform shop in the normal way.

Parents have been sent an email regarding buying uniform by mail order from the shop. Details are on the [school website](#) along with a downloadable order form.


Year 7 Girls Skirts

Girls moving to Year 7 need to place an order for their black skirts. Please send an email to shop@yateleymanor.com as soon as possible indicating waist and length in inches.

Many thanks.

Year 6 Art

In their art lessons Year 6 have been creating large Cyclops eyes that are able to move and blink at you.



Year 6 DT

Year 6 were asked to create a child-friendly display monitor for a children's ICU ward. This is **Isabel's** super model.



Yateley Manor Stones

Joseph Bailey from Year 5 has come up with a super way for the school community to commemorate the unusual year we have had. He has suggested that everyone paints a pebble or small stone and that these are used to create a shape, possibly a snake, within the school grounds. We think this is a lovely idea; a lasting reminder for the school and a way for those children moving on to leave a little something of themselves.

We invite any child who would like to take part to paint a stone. The designs can be something that means something special to the painter, a memory of the lockdown or just a design they like. They can include a few words but we hope that they will be colourful!


We will set up a collecting box which will be in School Reception from this Monday. The box will be sealed with only a hole in the lid large enough to post the pebbles into. The pebbles will remain in the box until we are sure there is no virus risk from them and will be made into a display during the summer holidays.

A bottle of hand sanitiser will be available and should be used after the pebbles have been posted.

Thank you Joseph for the great idea. We hope that lots of children will take part.

Year 2 Art

Year 2 children have loved learning all about pointillism in their art lesson and enjoyed painting the sun with their new found skills. These are by **Archie, Charlie F, Leela and Emily.**



Headmaster's Commendations

Art - Beautiful Lotus Flower Drawing: **Henry Baker, Annabel Lambert, Barbara Maseda Villalon**

Art - Beautiful Lotus Flower: **Ben Sherwin**

History - Diary of a Soldier: **Anna Jacobs**

Fantastic Journey Story and Fantastic Handwriting: **Ben Sherwin**

Fantastic Journey Story: **Aaron Shahi**

Amazing Cookery Videos: **Barbara Maseda Villalon**

Making and Baking Videos: **Henry Baker**

Outstanding Effort in Art: **Ella Tyrrell**

Commendable Attitude to Learning and Outstanding Presentation, Mathematical Work and Effort: **Alex Samut**

A superb attitude to Learning, Contribution to Lessons and Mathematical Work and Effort: **William Auchterlonie, Isla Bryant, Sofia Davies, Emily Goodby, Kayleigh Haines, Jessica MacDougall, Isaac Neville, Anya Sachdev**

DT – Child Friendly Display Monitor for a Children's ICU Ward: **Isabel Arnold**

DT - Money Container: **Lucas Neville, Evie Newman, Jude Reynolds, Harry Sables**

RS - Easter Egg Hunt: **Joshua Hines, Nicholas Malandrinos**

Yateley Manor at Home Lockdown Experience: **Arthavit Anoop, Bertie Taylor, Lucy Etherington, Arthur Jones, Maisie Lee**

History - Time Capsule: **Millie Day**

English - Advertising Project: **Alex Purslow, Oliver Waddington**

English - Just So Story: **Ted Bailey, Caspar Waine**

Super effort in English: **Tom Flitcroft, Isaac Jenkins, Alex Samut**

Year 4 Lotus Flowers

As part of their Art in Buddhism topic, this week Year 4 children made lotus flowers by using either origami, drawing, painting or collage. They were given step by step instructions to help them along! Here are some of their lovely results by **Ben S, Sam P, Annabel L, Jasper and Sam C**



Early Years Education – Autumn

If your child was born between 1st September 2015 and 31st August 2017 you should have received the Hampshire County Council Parent Declaration forms in order to claim the Early Years Funding entitlement for the Autumn 2020 term (subject to the conditions on the form). This form, along with the guidance notes, [can also be found on the school website.](#)

This Parent Declaration form, together with the Nursery Session form (if applicable) was due to be returned to the school office by 1 June 2020. If you have not already done so, please complete the forms and return them to the school office by Monday 29 June 2020 to ensure your account is prepared correctly for the next term. Thank you.



Ella Tyrrell's latest fabulous painting

Year 3 Acrostic Poems

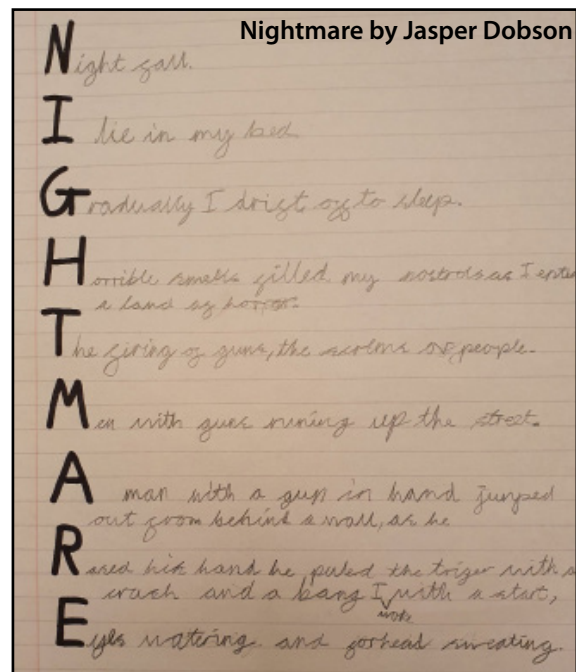
The children listened to Holst's - 'Mars' from The Planet Suite and as they were listening, they imagined what the music was about. Building on their interpretation, the children then created an acrostic poem to reflect their thoughts.

A Tooth Fairy by Grace Gorvin

Apple blossom sits in her curls
Dances and twirls on a daisy
A worthy leader, Tory heads up the tooth fairy tribe
Night-time is when her magic works
Collecting teeth is her hobby
Invisible to the houses she visits
No peeking – she is shy
Gracefully, Tory flies through the air leaving star dust
Tory is excited to collect tonight's teeth
Ondina the Queen waits for the delivery
Orange lights flicker in the sky
Tonight, the Queen needs ten teeth to complete her castle
Happy thoughts and sweet dreams, as their mum or dad tuck them into bed
Friendly fairies start their journeys for their busy night ahead
Amazing adventures are in the air
It's important to go straight to sleep, if you want Tory to visit you
Remember to tuck your tooth under your pillow if you want a golden coin
Your wish is Tory's delight, as she shimmers through the night!

Planets by Grace Hustler



Planets are like people, they are all different to each other.
Living things, we don't know what is beyond our reach.
All the planets are unique.
Notes by Holst bring the planets to life.
Exciting sounds of the solar system.
The music Holst gave the planets filled in space's silence.
Stars glimmer out there beyond our imagination.



Musical Art

Over the last couple of weeks, children in the Prep school created pieces of art using musical notation. There were some superb results.

These great pictures are by **Ginny B, Rory, Edward C, Isla B and Anna P.**

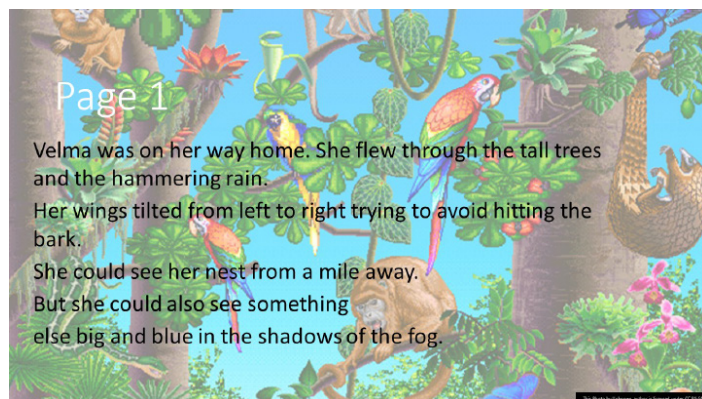
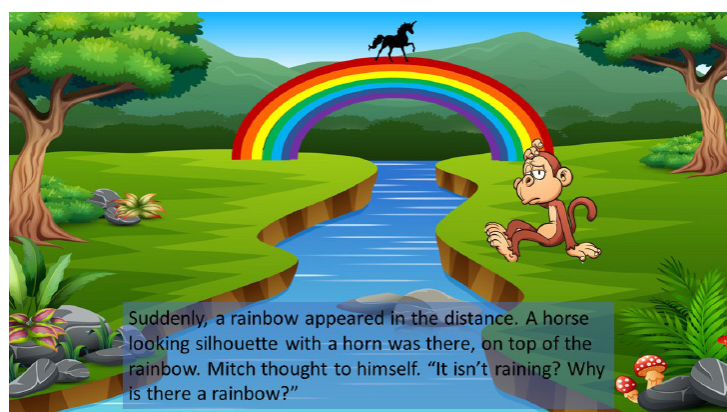
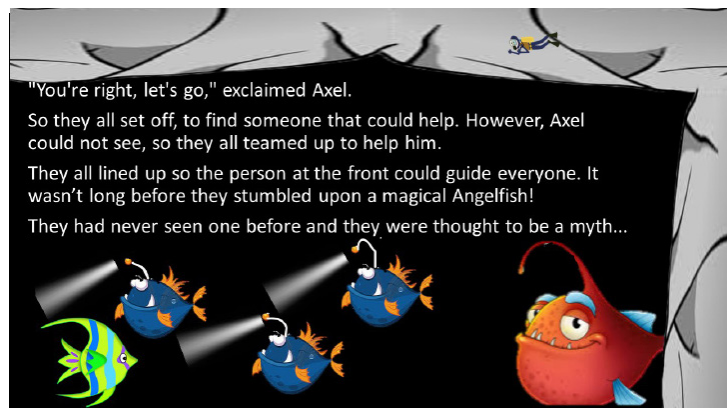


Year 8 Write Stories for Year 1

Having been inspired by their talk from author Steph Clarkson a couple of weeks ago Year 8 pupils have also been very busy writing their picture book stories. They each planned a story and were matched with children from Year 1 who contributed a couple of ideas for the Year 8s to include.

The stories are now finished. We really hope that the Year 1 children enjoyed them.

Here are a few pages from some of the super books: **William M, Millie D, Ryan T, Leo R and Chloe C.**




Once upon a time there was a man called Barry. Barry was a postman at day and a ninja at night! One day after the sun had gone down and the stars had come up, Barry was just finishing delivering his letters on his cool scooter when he came across this huge, mysterious castle like tower. Barry wasn't scared at first but just as he stepped off his scooter, he heard a loud scream coming from the tower. There was someone trapped inside!



Year 8 Shakespeare in a Week

All this week, Year 8 have been working on their Leavers' Play. It has become traditional for the Year 8s to produce and perform 'Shakespeare in a Week' and this year is no exception as the children have been working on an online, remote-learning, version of 'Romeo and Juliet'. Mrs Brundle said that it has been a very different and at times very difficult - way to put on a play but she has been delighted by how the children have risen to the challenge. She is so proud of their finished work and is looking forward to showing it to the school next week when the production will go 'live'. In the meantime, here are some photos of the rehearsals to whet your appetites.

In other Drama news, Mrs Brundle set lots of different challenges to other year groups while she was rehearsing with the Year 8s this week - one of which was to have a go at applying stage make-up to create different characters. Well done to Anika in Year 5 and Anna in Year 6 for their feline faces!



Summer Drink Challenge

For Wellbeing Wednesday this week the children were set a summer drinks challenge. They were asked to design a recipe and take a photo with their drink. Mrs Hayter will post the finished slideshow into Teams so that everyone can try these amazing drinks during the summer. Here are a few from **Alice, Lily-Blake, Louis, Ben and Annabel**



Alice's Strawberry and Mango Daiquiri (non alcoholic)

Strawberries
Raspberries
Dash of soda
Crushed ice
Fresh mango
Fresh mint

Blitz handful of strawberries and raspberries in a blender with ice. Add a dash of soda. Pour in cocktail glass. Blitz fresh mango. And pour in top of the strawberries smoothie. Decorate and garnish with mint and fruit. Voila...enjoy




The red phantom

Ingredients

- 65ml ginger ale
- 50ml raspberry and apple juice
- 50ml lemonade
- 75ml orange juice
- Cocktail glass
- Fruit to decorate
- Palm tree stirrer

Directions



Mix all the ingredients together adding in ice. Pour into the cocktail glass and decorate with fruit. Enjoy!

Lily Blake's Summer drink – Berry style

- This time I stuck to my favourite summer fruits.

A handful of frozen strawberries
1 frozen banana
A big handful of frozen cherries
250ml water
A fresh cherry and sprig of mint to garnish



Blend together and enjoy! This one was MUCH better!

Homemade Shake away

- From the famous milkshake shops... or www.teletubby.com
- Ingredients
- Comish Vanilla ice cream
- Milk
- Ferrero Rocher

1. Add ice cream to blender. Scoop out a scoop, slice cream from the carton, and add them to the blender.
2. Add milk to the blender. Measure out 1/2 of a cup of milk and add it to the blender.
3. Add 4 Ferrero Rocher to the blender.
4. Blend the ingredients. Blend the ice cream, milk, and Ferrero Rocher until the mixture becomes smooth and pourable.

Year 2 Lockdown Experience

Year 2 children were asked to present their Yateley Manor at Home Lockdown Experience to their class. Many of them produced amazing PowerPoints summarising their experience. Here are pages from **Bertie's, Lucy's, Maisie's, Arthavit's and Arthur's**

My favourite assignment was...

- Chatterpix superhero bear.
- Making a picture out of nature.




WHAT I HAVE ENJOYED DOING THE MOST

- I've loved seeing my friends on the computer every day
- Science assignments! I loved hugging trees!
- Reading every day with mummy!
- Things to look forward to jar!
- Learning about Florence Nightingale and Mary Seacole
- I loved doing The Mandala and The Sycamore Helicopter!
- I loved baking butterfly fairy cakes!



5. Some things I've learnt are code breaking and all about plants.



Some things I have learnt

- I have learnt where apostrophes go.
- How to make fruity buns by myself.
- Column addition and subtraction.
- How to make a Lego police island.
- How to take apart old kitchen scales.
- Who Grace Darling was.
- How to use Chatterpix



SCIENCE

- We are learning about plants in Science this term.
- We looked at plant's life cycle. Also, learnt parts of plants.
- We planted our own plants - mine were sunflowers, tomato, coriander, mint and chili.
- I made a sunflower life-cycle poster.
- We also made flower presses which have come out beautifully.



Three Incredible Speakers for Year 8

Year 8 have had three more fantastic talks from inspirational speakers as part of their leavers programme.

Dominic Hughes

BBC health correspondent Dominic Hughes spoke with the group on Wednesday. He talked about what his job entails, his life experiences and both his best and his worst interviews and broadcasts. Dominic explained what happens behind the scenes, what planning goes into each broadcast and how the BBC have been covering Covid-19. It was a really informative talk and gave the children a real insight into journalism and the BBC.

Claire Purdy

On Friday the children were treated to a guest appearance from ex England and Wasps rugby player Claire Purdy. Claire explained how she got into rugby and all the different tournaments that she has taken part in. She ran through the tough training regimes she endures as well as her recuperation after her shoulder injury. Year 8 were fascinated to hear how a hurricane very nearly shattered Claire's world cup dreams and that her team finished second in the Rugby World Cup in 2010, losing to New Zealand in the final.

Alex Danson

On Thursday Year 8 children were honoured to be joined by the past Yateley Manor pupil and Ex England Hockey captain Alex Danson. Alex talked to the children about playing hockey at Yateley Manor and that her passion from a young age was to become a professional player. She explained that it is not always glamorous and talked about the pressures of making it as a professional. They heard how devastated the team were to lose out on the gold medal at the 2012 Olympics by losing the semi-final but how they picked themselves up and demonstrated enormous resilience to win the bronze medal the next day.

After a tough time at the World Championships the team changed tactics and four years later tried for Olympic gold again in 2016. Alex told the children what life was like in the Olympic village and how they reached the final to face the formidable Netherlands team. After their half time talk in the final the team came out fighting and equalised to draw the match and went on to win Olympic gold on a penalty shootout.



It was a superb talk about success, determination, resilience and hard work and the children listened intently and will certainly remember it. We are incredibly proud to have played a tiny part in Alex's success and it is always a real pleasure to welcome her back to Yateley Manor, albeit this time virtually!

Year 8 Art

Since lockdown Year 8 children pupils have been engaged in a variety of art activities from developing their observational drawing skills to more recently engaging in a live drawing activity. The children had no idea what they were going to draw and had to

rely on following live instructions from Mrs Bell to make their picture.

At the end of the session the original picture, based on a famous art work (small images), was finally revealed to the children.



Year 1 Reptiles

Year 1 made salt dough reptiles and camouflaged them.



Sports Day Photos

Judging by the responses and comments on the results sheet the children seemed to have a wonderful day. A huge thank you to all the family members at home who counted, measured and timed the children and very well done to all the children from Nursery to Year 8 who took part during the day.

Thank you to the Sports Department, the Pre-Prep and Nursery staff for all their hard work in making it such an enjoyable day.

